

# StormTech RC-750 Chamber

The RC-750 chamber provides the benefit of a recycled material with durability and performance characteristics equal to its virgin resin counterparts.

Manufactured with up to 40% post-consumer recycled polypropylene, the RC-750 chamber can be utilized in various applications, including LEED and Green Infrastructure projects. Additionally, the RC-750 chamber may assist in meeting federal procurement guidelines for the purchase and use of recycled materials.



## StormTech RC-750 Chamber (not to scale)

### Nominal Chamber Specifications

#### Size (L x W x H)

85.4" x 51.0" x 30.0"

(2169 x 1295 x 762 mm)

#### Chamber Storage

46.2 ft<sup>3</sup> (1.3 m<sup>3</sup>)

#### Minimum Installed Storage\*

75.0 ft<sup>3</sup> (2.1 m<sup>3</sup>)

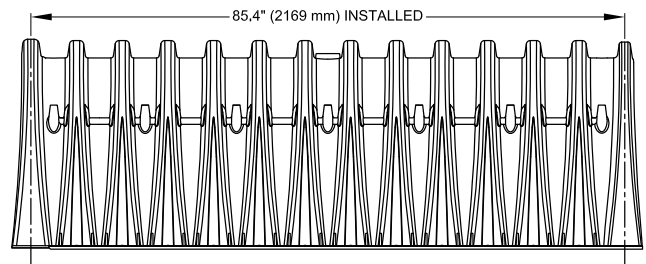
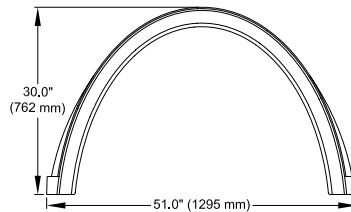
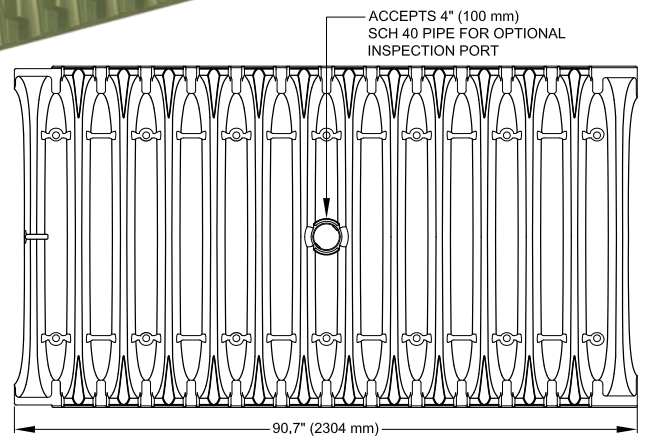
#### Shipping

24 chambers/pallet

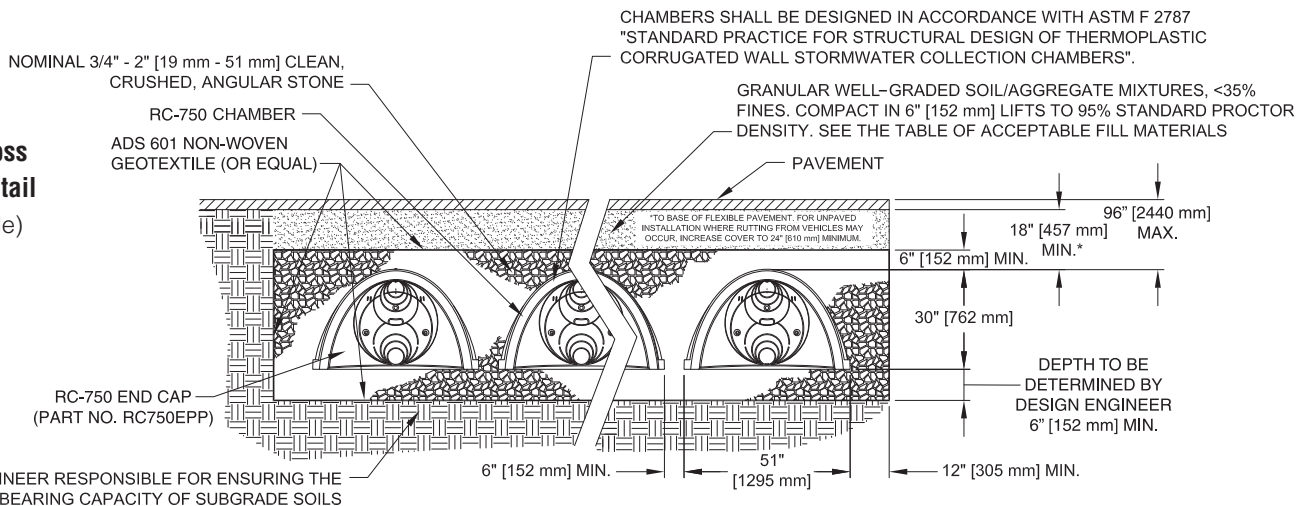
60 end caps/pallet

12 pallets/truck

\* Assumes 6" (152 mm) stone below, 6" (152 mm) stone above, 6" (152 mm) row spacing and 40% stone porosity.



## Typical Cross Section Detail (not to scale)



THIS CROSS SECTION DETAILS THE REQUIREMENTS NECESSARY TO SATISFY THE LOAD FACTORS SPECIFIED IN THE AASHTO LRFD BRIDGE DESIGN SPECIFICATIONS SECTION 12.12 FOR EARTH AND LIVE LOADS USING STORMTECH CHAMBERS



### RC-750 Cumulative Storage Volumes Per Chamber

Assumes 40% Stone Porosity. Calculations are Based Upon a 6" (152 mm) Stone Base Under the Chambers.

Depth of Water in System Inches (mm)	Cumulative Chamber Storage ft <sup>3</sup> (m <sup>3</sup> )	Total System Cumulative Storage ft <sup>3</sup> (m <sup>3</sup> )
42 (1067)	46.27 (1.310)	75.09 (2.126)
41 (1041)	46.27 (1.310)	73.96 (2.094)
40 (1016)	Stone 46.27 (1.310)	72.83 (2.062)
39 (991)	Cover 46.27 (1.310)	71.71 (2.030)
38 (965)	46.27 (1.310)	70.58 (1.999)
37 (940)	46.27 (1.310)	69.45 (1.967)
36 (914)	46.27 (1.310)	68.33 (1.935)
35 (889)	46.21 (1.309)	67.16 (1.902)
34 (864)	46.04 (1.304)	65.94 (1.867)
33 (838)	45.76 (1.296)	64.64 (1.830)
32 (813)	45.15 (1.278)	63.15 (1.788)
31 (787)	44.34 (1.255)	61.53 (1.742)
30 (762)	43.38 (1.228)	59.83 (1.694)
29 (737)	42.29 (1.198)	58.05 (1.644)
28 (711)	41.11 (1.164)	56.21 (1.592)
27 (686)	39.83 (1.128)	54.32 (1.538)
26 (660)	38.47 (1.089)	52.38 (1.483)
25 (635)	37.01 (1.048)	50.38 (1.427)
24 (610)	35.49 (1.005)	48.34 (1.369)
23 (584)	33.90 (0.960)	46.25 (1.310)
22 (559)	32.24 (0.913)	44.14 (1.250)
21 (533)	30.54 (0.865)	41.98 (1.189)
20 (508)	28.77 (0.815)	39.80 (1.127)
19 (483)	26.96 (0.763)	37.58 (1.064)
18 (457)	25.10 (0.711)	35.34 (1.001)
17 (432)	23.19 (0.657)	33.07 (0.937)
16 (406)	21.25 (0.602)	30.78 (0.872)
15 (381)	19.26 (0.545)	28.46 (0.806)
14 (356)	17.24 (0.488)	26.12 (0.740)
13 (330)	15.19 (0.430)	23.76 (0.673)
12 (305)	13.10 (0.371)	21.38 (0.605)
11 (279)	10.98 (0.311)	18.98 (0.538)
10 (254)	8.83 (0.250)	16.57 (0.4169)
9 (229)	6.66 (0.189)	14.14 (0.400)
8 (203)	4.46 (0.126)	11.69 (0.331)
7 (178)	2.24 (0.064)	9.23 (0.261)
6 (152)	0	6.76 (0.191)
5 (127)	0	5.63 (0.160)
4 (102)	Stone Foundation 0	4.51 (0.128)
3 (76)	0	3.38 (0.096)
2 (51)	0	2.25 (0.064)
1 (25)	0	1.13 (0.032)

Note: Add 1.13 cu. ft. (0.032 m<sup>3</sup>) of storage for each additional inch (25 mm) of stone foundation.

### Storage Volume Per Chamber ft<sup>3</sup> (m<sup>3</sup>)

	Bare Chamber Storage ft <sup>3</sup> (m <sup>3</sup> )	Chamber and Stone Volume-Stone Foundation Depth		
		6" (152 mm)	12" (305 mm)	18" (457 mm)
RC-750	46.2 (1.3)	75.0 (2.1)	81.8 (2.3)	88.6 (2.5)

Note: Assumes 6" (152 mm) of stone above chambers, 6" (152 mm) row spacing and 40% stone porosity.

### Amount of Stone Per Chamber

ENGLISH TONS (CUBIC YARDS)	Stone Foundation Depth		
	6"	12"	18"
RC-750	3.8 (2.7)	4.7 (3.3)	5.6 (3.9)
METRIC KILOGRAMS (METER <sup>3</sup> )	152 mm	305 mm	457 mm
RC-750	3435 (2.0)	4240 (2.5)	5045 (3.0)

Note: Assumes 6" (152 mm) of stone above chambers and 6" (152 mm) row spacing.

### Volume of Excavation Per Chamber yd<sup>3</sup> (m<sup>3</sup>)

	Stone Foundation Depth		
	6" (152 mm)	12" (305 mm)	18" (457 mm)
RC-750	5.6 (4.3)	6.3 (4.8)	6.9 (5.3)

Note: Assumes 6" (152 mm) of row separation and 18" (457 mm) of cover. The volume of excavation will vary as the depth of cover increases.



## StormTech® and Green Infrastructure

#### Key Benefits of StormTech

- Volumetric Reduction of Stormwater Through Infiltration
- Stormwater Quality Through Patented Isolator™ Row (TSS, TP and TPH removal)
- Reduction of Thermal Impacts
- Proven, Third Party Verified Performance
- Easily Constructed, Inspected and Maintained
- Meets ASTM product standard
- Designed to ASTM & AASHTO specifications







MC-3500      SC-740      SC-310

[www.stormtech.com](http://www.stormtech.com)




Please refer to StormTech's Green Infrastructure brochure for more green solutions using StormTech chambers.

70 Inwood Road, Suite 3 | Rocky Hill | Connecticut | 06067

860.529.8188 | 888.892.2694 | fax 866.328.8401 | fax 860-529-8040 | [www.stormtech.com](http://www.stormtech.com)