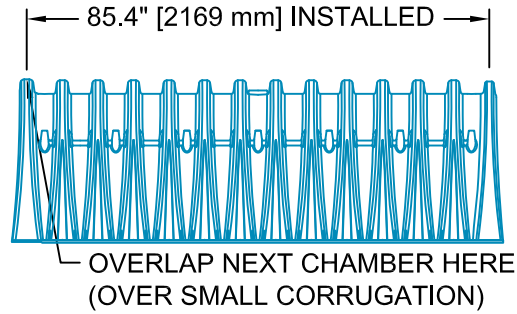
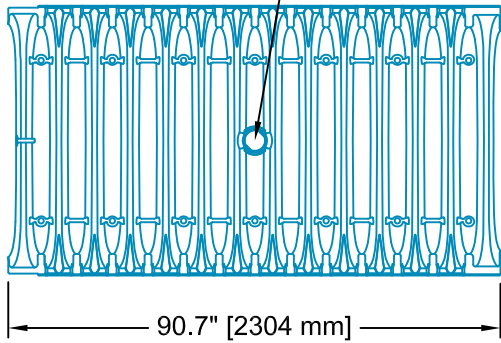
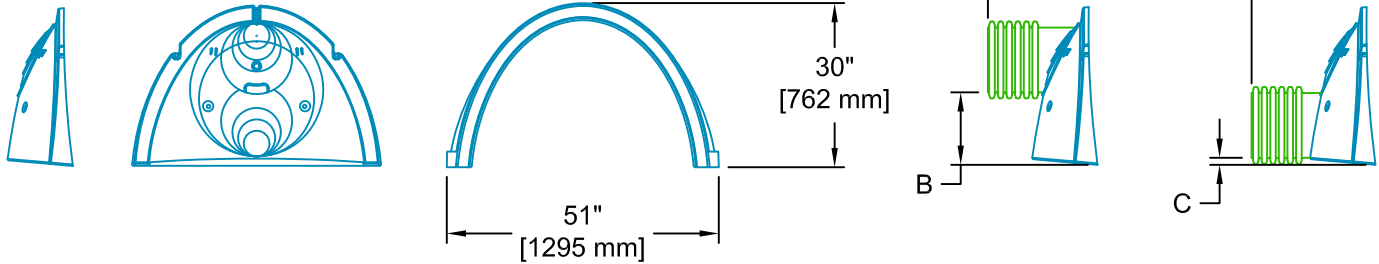


ACCEPTS 4" [100 mm] SCH 40 PVC PIPE FOR INSPECTION PORT



BUILD ROW IN THIS DIRECTION



NOMINAL CHAMBER SPECIFICATIONS

SIZE (W x H x INSTALLED LENGTH)	51.0" x 30.0" x 85.4" [1295 mm x 762 mm x 2169 mm]
CHAMBER STORAGE	46.2 CUBIC FEET [1.3 m ³]
MINIMUM INSTALLED STORAGE	78.4 CUBIC FEET [2.2 m ³]

STUBS AT BOTTOM OF END CAP FOR PART NUMBERS ENDING WITH "B"
 STUBS AT TOP OF END CAP FOR PART NUMBERS ENDING WITH "T"

PART#	STUB	A	B	C
LS3051EPE06T	6" [150 mm]	10.90" [277 mm]	18.50" [470 mm]	N/A
LS3051EPE06B	6" [150 mm]	10.90" [277 mm]	N/A	0.50" [13 mm]
LS3051EPE08T	8" [200 mm]	12.20" [310 mm]	16.50" [419 mm]	N/A
LS3051EPE08B	8" [200 mm]	12.20" [310 mm]	N/A	0.60" [15 mm]
LS3051EPE10T	10" [250 mm]	13.40" [340 mm]	14.50" [368 mm]	N/A
LS3051EPE10B	10" [250 mm]	13.40" [340 mm]	N/A	0.70" [18 mm]
LS3051EPE12T	12" [300 mm]	14.70" [373 mm]	12.50" [318 mm]	N/A
LS3051EPE12B	12" [300 mm]	14.70" [373 mm]	N/A	1.20" [30 mm]
LS3051EPE15T	15" [375 mm]	18.40" [467 mm]	9.00" [229 mm]	N/A
LS3051EPE15B	15" [375 mm]	18.40" [467 mm]	N/A	1.30" [33 mm]
LS3051EPE18T	18" [450 mm]	19.70" [500 mm]	5.00" [127 mm]	N/A
LS3051EPE18B	18" [450 mm]	19.70" [500 mm]	N/A	1.60" [41 mm]
*LS3051EPE24B	24" [600 mm]	18.50" [470 mm]	N/A	0.10" [3 mm]

ALL STUBS, EXCEPT FOR THE LS3051EPE24B ARE PLACED AT BOTTOM OF END CAP SUCH THAT THE OUTSIDE DIAMETER OF THE STUB IS FLUSH WITH THE BOTTOM OF THE END CAP. FOR ADDITIONAL INFORMATION CONTACT STORMTECH AT 1-888-892-2694.

*FOR THE LS3051EPE24B THE 24" [600 mm] STUB LIES BELOW THE BOTTOM OF THE END CAP APPROXIMATELY 1.75" [44 mm]. BACKFILL MATERIAL SHOULD BE REMOVED FROM BELOW THE N-12 STUB SO THAT THE FITTING SITS LEVEL.

NOTE: ALL DIMENSIONS ARE NOMINAL



DC-780 TECHNICAL SPECIFICATIONS

SCALE:	NTS
DATE:	3/29/10
DRAWN BY:	KLJ
CHECKED:	

THE DESIGN ENGINEER SHALL REVIEW THIS DRAWING PRIOR TO CONSTRUCTION. IT IS THE ULTIMATE RESPONSIBILITY OF THE DESIGN ENGINEER TO ENSURE THAT THE PRODUCT(S) DEPICTED AND ALL ASSOCIATED DETAILS MEET ALL APPLICABLE LAWS, REGULATIONS, AND PROJECT REQUIREMENTS.

20 BEAVER ROAD, SUITE 104 | WETHERSFIELD, CT 06109
 PHONE: 888-892-2694 | FAX: 866-328-8401
 WWW.STORMTECH.COM